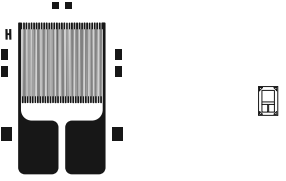
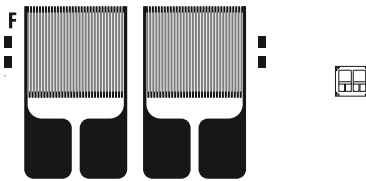
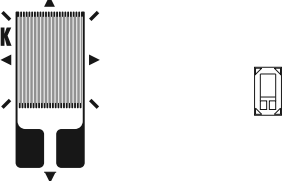


Transducer-Class[®] Strain Gages

GAGE PATTERN	Actual size shown. Enlarged when necessary for definition.		GAGE DESIGNATION See Note 1	RES. IN OHMS	STANDARD CREEP CODE	ENCAPSULATION OPTION AVAILABLE
	DIMENSIONS	<div style="border: 1px solid black; padding: 2px; display: inline-block;">inch</div> <div style="border: 1px solid black; padding: 2px; display: inline-block;">millimeter</div>				

				Widely used in 4-20mA transmitters and battery-operated transducers. †J5K pattern has 0.125 in (3.2mm) overall length and slightly longer matrix.			
GAGE LENGTH	OVERALL LENGTH	GRID WIDTH	OVERALL WIDTH	N3K-XX-S022H-50C/DP J5K-XX-S105H-50C/DP SK-XX-S022H-50C	5000 ± 0.3% 5000 ± 0.6% 5000 ± 0.6%	H H H	E2
0.050	0.11†	0.065	0.065				
1.27	2.8†	1.65	1.65				
MATRIX SIZE	0.15 L x 0.10 W		3.8 L x 2.5 W				

				Same applications as S022X above.			
GAGE LENGTH	OVERALL LENGTH	GRID WIDTH	OVERALL WIDTH	N3K-XX-S024F-50C/DP	5000 ± 0.3%	F	E2
0.050	0.11	0.065	0.140				
1.27	2.8	1.65	3.56				
MATRIX SIZE	0.16 L x 0.18 W		4.1 L x 4.6 W				

				Larger grid pattern than S022.			
GAGE LENGTH	OVERALL LENGTH	GRID WIDTH	OVERALL WIDTH	N2K-XX-S076K-45C/DP TK-XX-S076K-45C/DP SK-XX-S076K-45C	4500 ± 0.2% 4500 ± 0.2% 4500 ± 0.4%	K K K	E2 E2
0.100	0.18	0.080	0.080				
2.54	4.6	2.03	2.03				
MATRIX SIZE	0.25 L x 0.14 W		6.4 L x 3.6 W				

Note 1: Products shown in bold are not RoHS compliant.