
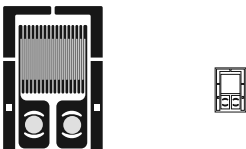
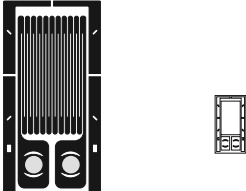


Transducer-Class® Strain Gages

GAGE PATTERN	Actual size shown. Enlarged when necessary for definition.		GAGE DESIGNATION See Note 1	RES. IN OHMS	STANDARD CREEP CODE	ENCAPSULATION OPTION AVAILABLE
	DIMENSIONS	<input type="checkbox"/> inch <input type="checkbox"/> millimeter				

				Miniature linear pattern.			
GAGE LENGTH	OVERALL LENGTH	GRID WIDTH	OVERALL WIDTH	J5E-NC-S4218-350/S RE-NC-S4218-350	350 ± 0.5% 350 ± 0.5%	N/A N/A	E2
0.032	0.160	0.062	0.062				
0.81	4.06	1.57	1.57				
MATRIX SIZE	0.20 L x 0.11 W		5.1 L x 2.8 W				

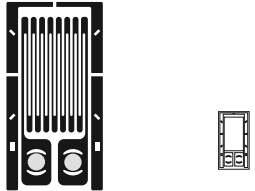
				Popular linear pattern.			
GAGE LENGTH	OVERALL LENGTH	GRID WIDTH	OVERALL WIDTH	J5E-NC-S4219-350/S RE-NC-S4219-350	350 ± 0.5% 350 ± 0.5%	N/A N/A	E2
0.060	0.180	0.100	0.100				
1.52	4.57	2.54	2.54				
MATRIX SIZE	0.23 L x 0.16 W		5.8 L x 4.1 W				

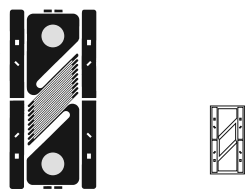
				General-purpose linear pattern.			
GAGE LENGTH	OVERALL LENGTH	GRID WIDTH	OVERALL WIDTH	J5E-NC-S4220-350/S RE-NC-S4220-350	350 ± 0.5% 350 ± 0.5%	N/A N/A	E2
0.125	0.255	0.100	0.100				
3.18	6.48	2.54	2.54				
MATRIX SIZE	0.30 L x 0.16 W		7.6 L x 4.1 W				

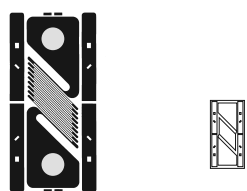
Note 1: All products are RoHS compliant.

Transducer-Class® Strain Gages

GAGE PATTERN	Actual size shown. Enlarged when necessary for definition.		GAGE DESIGNATION See Note 1	RES. IN OHMS	STANDARD CREEP CODE	ENCAPSULATION OPTION AVAILABLE
	DIMENSIONS	<input type="checkbox"/> inch <input type="checkbox"/> millimeter				

				175-ohm version of S4220 pattern.			
GAGE LENGTH	OVERALL LENGTH	GRID WIDTH	OVERALL WIDTH	J5E-NC-S4221-175/S RE-NC-S4221-175	175 ± 0.5% 175 ± 0.5%	N/A N/A	E2
0.125	0.255	0.100	0.100				
3.18	6.48	2.54	2.54				
MATRIX SIZE	0.30 L x 0.16 W		7.6 L x 4.1 W				

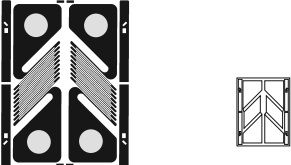
				Compact "left hand" single shear gage.			
GAGE LENGTH	OVERALL LENGTH	GRID WIDTH	OVERALL WIDTH	J5E-NC-S4215-350/S RE-NC-S4215-350	350 ± 0.5% 350 ± 0.5%	N/A N/A	E2
0.100	0.324	0.060	0.098				
2.54	8.23	1.52	2.48				
MATRIX SIZE	0.35 L x 0.18 W		8.9 L x 4.6 W				

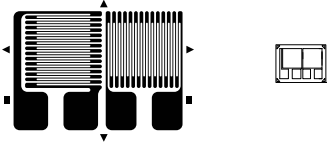
				Compact "right hand" single shear gage.			
GAGE LENGTH	OVERALL LENGTH	GRID WIDTH	OVERALL WIDTH	J5E-NC-S4216-350/S RE-NC-S4216-350	350 ± 0.5% 350 ± 0.5%	N/A N/A	E2
0.100	0.324	0.060	0.098				
2.54	8.23	1.52	2.48				
MATRIX SIZE	0.35 L x 0.18 W		8.9 L x 4.6 W				

Note 1: All products are RoHS compliant.

Transducer-Class® Strain Gages

GAGE PATTERN	Actual size shown. Enlarged when necessary for definition.	GAGE DESIGNATION See Note 1	RES. IN OHMS	STANDARD CREEP CODE	ENCAPSULATION OPTION AVAILABLE
	DIMENSIONS				

				Dual element shear gage.			
GAGE LENGTH	OVERALL LENGTH	GRID WIDTH	OVERALL WIDTH	J5E-NC-S4217-350/S RE-NC-S4217-350	350 ± 0.8% 350 ± 0.8%	N/A N/A	E2
0.100 ES	0.324	0.060 ES	0.212				
2.54 ES	8.23	1.52 ES	5.38				
MATRIX SIZE	0.36 L x 0.28 W		8.9 L x 7.1 W				

				General-purpose tee rosette in platinum-tungsten alloy.			
GAGE LENGTH	OVERALL LENGTH	GRID WIDTH	OVERALL WIDTH	J5E-NC-S4225-350/S RE-NC-S4225-350	350 ± 0.8% 350 ± 0.8%	N/A N/A	E2
0.070	0.155	0.100	0.220				
1.78	3.94	2.54	5.59				
MATRIX SIZE	0.19 L x 0.26 W		4.8 L x 6.6 W				

Note 1: All products are RoHS compliant.